

PROJECT

FIRM

ORDER #

TYPE

QTY



The compact dimensions, UV-stabilized weather proofing and high output of **Flex One HO Exterior™** LED strips make them an ideal choice for a wide variety of signage, millwork and other applications in challenging environments.

Thanks to our careful binning policies, consistent color rendering is assured not only across the full length of every spool, but also between multiple batches. Tight emitter spacing minimizes gaps in output and the solid copper substrate ensures optimum heat transference and flexibility.

Ten silicone mount clips plus screws are supplied, while a range of aluminum channels are available to suit numerous applications. Flex One HO Exterior strips carry an ETL Sanitation Mark (ANSI/ NSF 2:2015), making them particularly suitable for use in restricted hygiene/food preparation areas.

AT A GLANCE

Optics

126°

Emitters

2700K or 3000K or 4000K

Mounting

See [user guide](#) for mounting details

Power

Low voltage:
24VDC
via driver

Temperature

-40° F to 122° F
-40° C to 50° C

Protection

Ingress: **IP68**
Impact: **IK06**

Output

Up to
411 lumens
per linear foot

Cut points

0.98" (25mm)
See [user guide](#) for mounting details

CONFIGURE YOUR PRODUCT

FLEXOHE

Example final code: **FLEXOHE27**

Emitters:
27 = 2700K
3 = 3000K
4 = 4000K



PROJECT





FIRM

ORDER #

TYPE

QTY

SPECIFICATIONS

Emitters	2700K, 3000K or 4000K
Beam angle	126°
Spool details	16.4' (5m), cut points every 0.98" (25mm)
Maximum run length	16.4' (5m) - 1 spool
Lumen maintenance	L ₇₀ 50,000 hours (@ 25° C)
Operating voltage	24VDC
Power consumption	Minimum of 5.5W per foot (90W per 16.4' spool) - see below for details
Connection	3.28' (1m) attached feed cable with bare tails (18 AWG)
Mounting	Ten silicone mounting clips plus screws included - see user guide for mounting details Optional aluminum channels available - see page 3
Material	Copper strip with UV-stabilized silicone coating
Ambient temperature range	-40° F to 122° F (-40° C to 50° C)
Ingress protection	IP68*, wet location and submersible <i>* UL approval currently limits submersible installation to non-human occupied and freshwater locations only. All cables must be landed in environmentally suitable junction boxes.</i>
Impact protection	IK06, protected up to 1 joule impact
Warranty	3 years standard, 5 years optional (additional charge)
Weight	1 lbs (0.5 kg)
Dimensions	LxWxH: 16.4' x 0.47" x 0.18" (5000 x 12 x 4.5mm) plus feed-in end cap - see page 7
Certifications	    Intertek

PHOTOMETRICS

For all available IES files, please visit acclaimlighting.com/flex-one-ho-exterior

Color temperature	Lumens (per ft)	Max Candela	CRI	R9	CQS	TM30	Rf	Rg
2700K	380	111	95.7	83	84.7	85.5	85.5	91.9
3000K	386	112	95.7	84	86.1	85.7	85.7	92.5
4000K	411	120	94.8	78	92.4	87.5	87.5	95.2

POWER CONSUMPTION

Length	1'	2'	3'	4'	5'	6'	7'	8'	9'	10'	11'	12'	13'	14'	15'	16.4'
Power (total)	13W	14W	20W	26W	32W	38W	43W	48W	54W	59W	64W	69W	73W	78W	82W	90W
Power (per ft)	13 W/ft	7 W/ft	6.66 W/ft	6.5 W/ft	6.4 W/ft	6.33 W/ft	6.14 W/ft	6 W/ft	6 W/ft	5.9 W/ft	5.81 W/ft	5.75 W/ft	5.61 W/ft	5.57 W/ft	5.4 W/ft	5.5 W/ft

PROJECT

FIRM

ORDER #

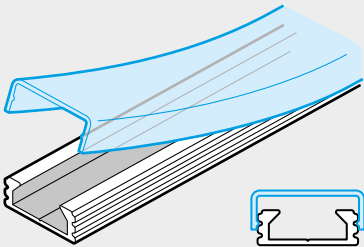
TYPE

QTY

RELATED COMPONENTS *(channel dimensions on page 8)*

Flex channel low profile

A low profile channel for mounting flat or at an angle using optional brackets. Available in 4' (1.21m) lengths with a choice of clear, frosted or opal lenses.



- Flex channel low profile: 4' (1.21m)..... **FLX444**
- Lenses:

Clear 4' (1.21m) **FLX LP CL4**

Frosted 4' (1.21m)..... **FLX LP FL4**

Opal 4' (1.21m)..... **FLX LP OL4**
- Accessories:

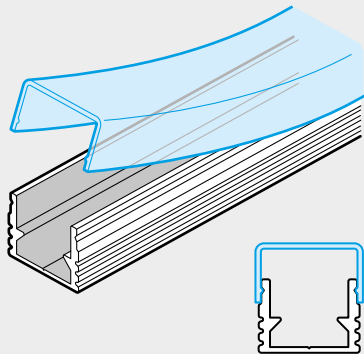
Flat/joiner bracket **FLX111**

Angled bracket (x2)..... **FLX113**

End cap..... **FCLPEC1**

Flex channel tall profile

A tall-sided channel to limit light spill. Mounting can be flat or set at an angle using optional brackets. Available in 4' (1.21m) lengths with a choice of clear, frosted or opal lenses.



- Flex channel tall profile: 4' (1.21m)..... **FLX888**
- Lenses:

Clear 4' (1.21m) **FLX825**

Frosted 4' (1.21m)..... **FLX813**

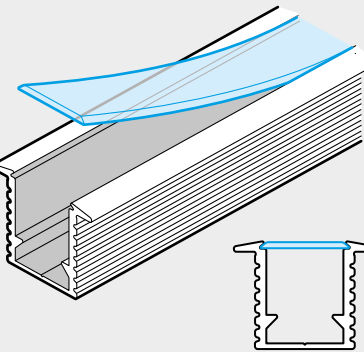
Opal 4' (1.21m)..... **FLX801**
- Accessories:

Flat/joiner bracket **FLX111**

Angled bracket (x2)..... **FLX113**

Flex channel recessed

A flanged deep channel to provide a neat finish when recessed within a surface. Available in 4' (1.21m) lengths with a choice of clear, frosted or opal lenses.



- Flex channel recessed: 4' (1.21m)..... **FLX777**
- Lenses:

Clear 4' (1.21m) **FLX727**

Frosted 4' (1.21m)..... **FLX715**

Opal 4' (1.21m)..... **FLX702**

PROJECT

FIRM

ORDER #

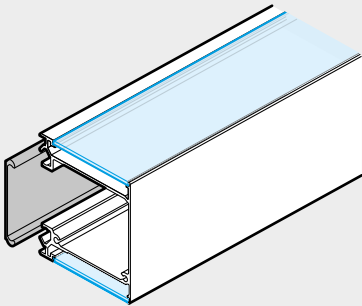
TYPE

QTY

RELATED COMPONENTS *(channel dimensions on page 9)*

Flex dual channel

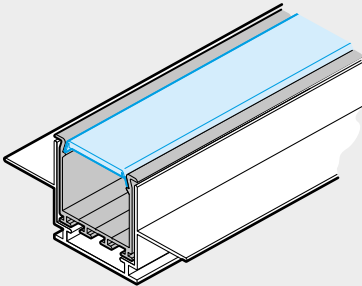
A box section channel with detachable back plate to allow invisible fixing to wall surfaces. The upper and lower surfaces of the main channel can hold up to four runs of strips to provide powerful simultaneous up and down lighting (or side to side when the channel is mounted vertically). Available in 3.28' (1m) lengths.



Flex dual channel:	3.28' (1m).....	FLK DUL
Lenses:	Clear 3.28' (1m)	FLK DUL CL
	Frosted 3.28' (1m).....	FLK DUL FL
Accessories:	End cap.....	FLK DUL EC

Flex drywall channel

An adaptable system of channels for use with drywall exteriors in either recessed or surface mount configurations. Available in 3.28' (1m) lengths with a choice of clear or frosted lenses.



Drywall mount:	3.28' (1m).....	FLK DWM
Channel:	3.28' (1m).....	FLK DWC
Channel with flange:	3.28' (1m).....	FLK DWF
Lenses:	Clear 3.28' (1m)	FLK DCL
	Frosted 3.28' (1m).....	FLK DFL
Accessories:	Mount end cap	FLK DWM EC
	Channel end cap	FLK DWC EC
	Surface spring	FLK DWC SS
	Mounting clip	FLK DWM CLIP



PROJECT

FIRM


ORDER #

TYPE

QTY

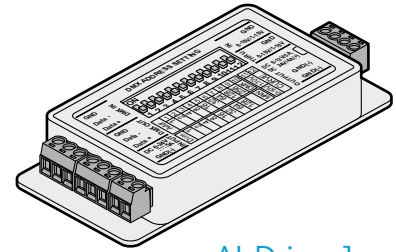
RELATED COMPONENTS

Drivers




AL Driver 200 C2

200W 24VDC
4 output ports
2 spools maximum
DMX, DALI or 0-10V
(sink or source)
Class 2 compliant
100-277VAC 50/60Hz
Part # **ALD-200-24 C2**




AL Driver 1

1 spool maximum
DMX or 0-10V
(sink or source)
6-24VDC input
(use in conjunction
with ALPS-series
24VDC power
supplies)
Part # **ALD001**



AL Driver 400 C2

400W 24VDC
6 output ports
4 spools maximum
DMX, DALI or 0-10V
(sink or source)
Class 2 compliant
100-277VAC 50/60Hz
Part # **ALD-400-24 C2**



AL Driver 800 C2

800W 24VDC
10 output ports
8 spools maximum
DMX, DALI or 0-10V
(sink or source)
Class 2 compliant
100-277VAC 50/60Hz
Part # **ALD-800-24 C2**



PROJECT	FIRM	ORDER #	TYPE	QTY
---------	------	---------	------	-----

RELATED COMPONENTS

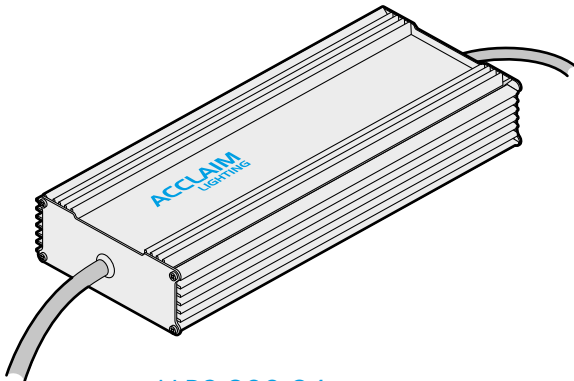
Power supplies (wet and dry locations)

(for use with single channel drivers or non dimming applications)



ALPS-96-24

96W 24VDC
1 spool maximum
 IP66 ingress protection
 100-277VAC 50/60Hz
 Part # **ALPS-96-24**



ALPS-200-24

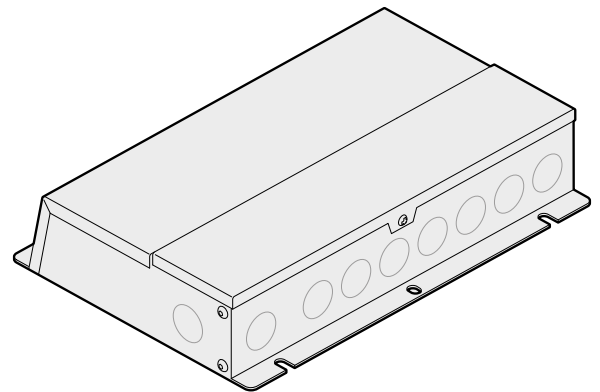
200W 24VDC
2 spools maximum
 IP66 ingress protection
 100-277VAC 50/60Hz
 Part # **ALPS-200-24**

ALPS-400-24

400W 24VDC
4 spools maximum
 IP66 ingress protection
 100-277VAC 50/60Hz
 Part # **ALPS-400-24**

Mains (and 0-10V) dimmable drivers

(to allow Flex One strips to be integrated into traditional high voltage dimmer circuits)



- Can accept dimmed mains from forward phase (leading edge/TRIAC) or reverse phase (trailing edge/ELV) dimmers.
- A 0-10V input (sink or source) is also provided for low voltage control when a stable mains supply is used.
- Produces a 1-100% dimming output.
- NEMA 3 enclosure (indoor/outdoor) 100-277VAC 50/60Hz
- Three variants are available:

1x 96W 24VDC

1 spool maximum

Part # **MLE96-24DC-UD**

2x 96W (192W total) 24VDC

2 spools maximum

Part # **MLE192-24DC-UD**

3x 96W (288W total) 24VDC

3 spools maximum

Part # **MLE288-24DC-UD**



PROJECT

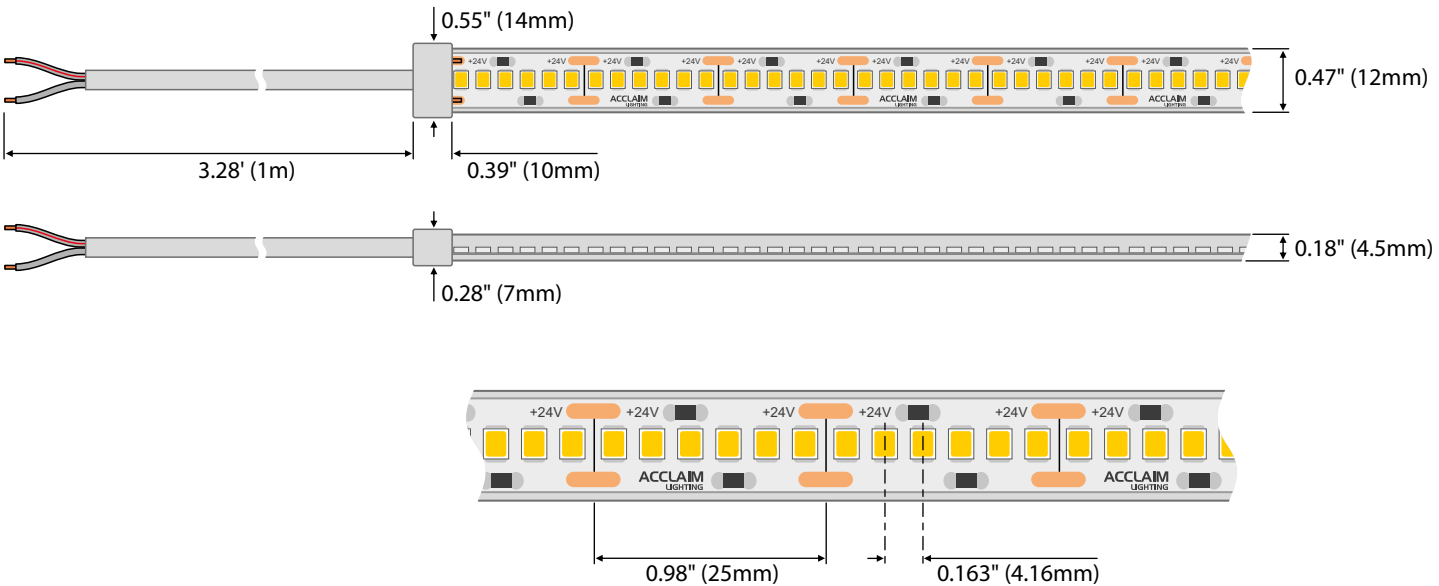
FIRM

ORDER #

TYPE

QTY

DIMENSIONS (Strip)



FEED WIRE GUIDE (90W load / 1 spool)

Maximum distance to Flex One strip	Required wire gauge
40' (12m)	18 AWG
100' (30m)	14 AWG
180' (55m)	12 AWG



PROJECT

FIRM

ORDER #

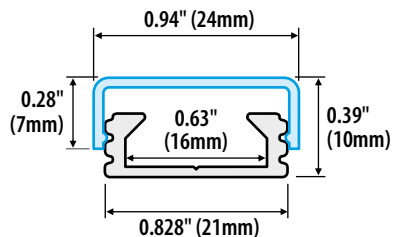
TYPE

QTY

DIMENSIONS (Channels)

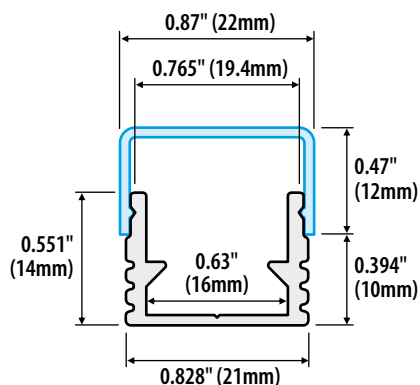
Flex channel low profile

FLX444



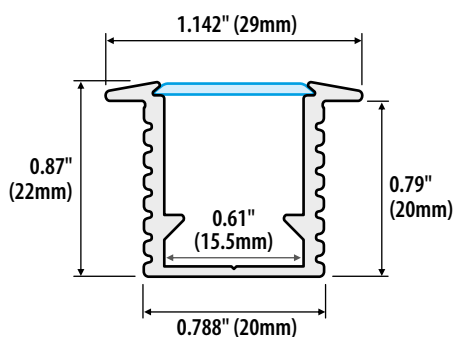
Flex channel tall profile

FLX888



Flex channel recessed

FLX777



SCAN
FOR
PRODUCT
PAGE



PROJECT

FIRM

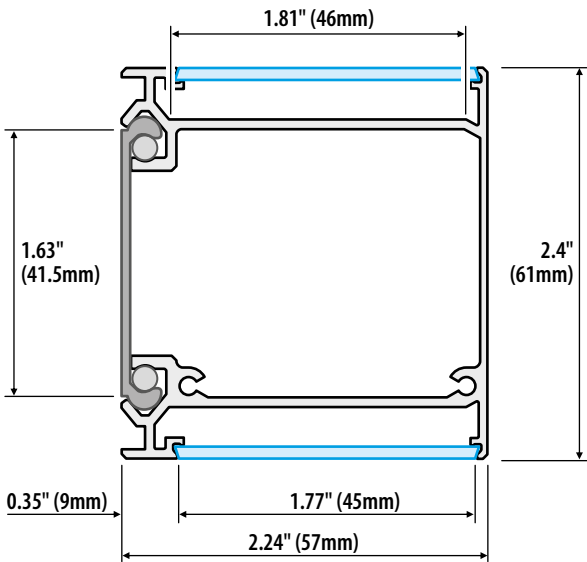
ORDER #

TYPE

QTY

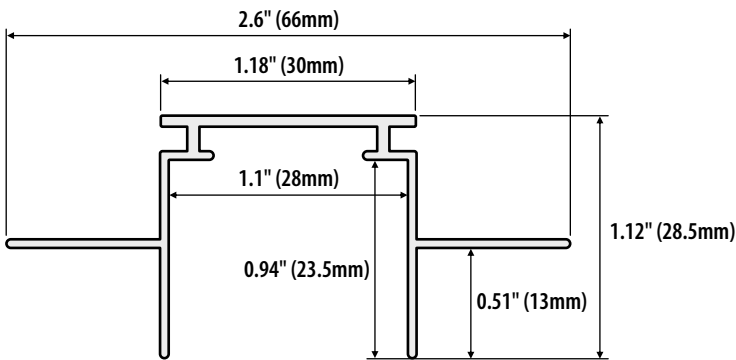
DIMENSIONS (Channels)

Flex dual channel
FLX DUL

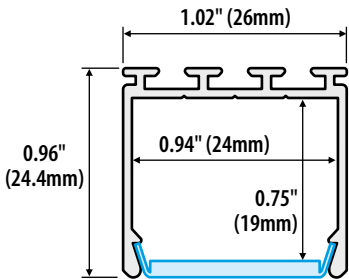


Flex drywall channel components

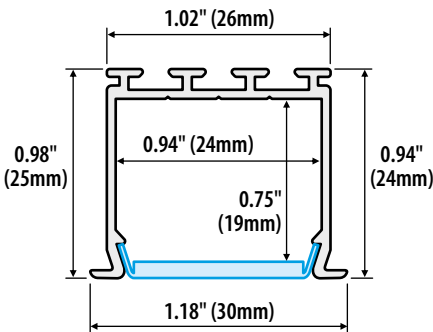
FLX DWM (Drywall mount)



FLX DWC (Drywall channel)



FLX DWC (Drywall channel with flange)



For full installation details, please refer to the **user guide**, available for free download here:

