

COLORSWITCH   
TECHNOLOGY

Client:

Project:




Type:

Order Code:

Quantity:

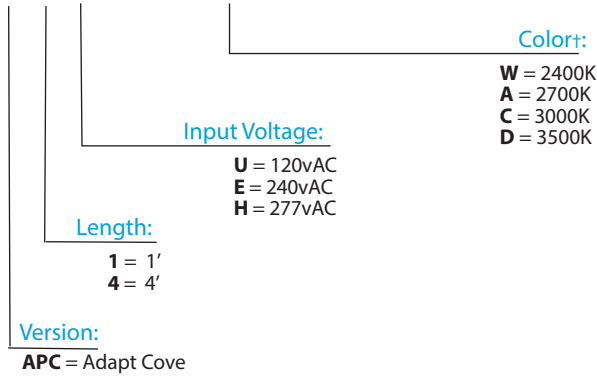
**Adapt Cove** is a low power, low cost, dimmable LED cove light. Featuring on board switching of multiple color temperatures of white, it allows for long linear runs of up to 80' in series. It's compact profile allows it to be placed in very tight spaces, and it can also be natively dimmed from 0-100% via 0-10V sink.

## SPECIFICATIONS

Color	Selectable via on-board switch: 2400K, 2700K, 3000K, 3500K
Beam Angle	110°
Housing Lengths	1' (305 mm), 4' (1219 mm)
Control	0-100% dimming via internal 0-10V sink driver, up to 600' 0-10V cable run (18AWG)
Max Fixtures in Series	80' (24.8M)
Power Consumption	<b>1':</b> 5W, <b>4':</b> 20W
Operating Voltage	120VAC, 240VAC, or 277VAC - 50/60 Hz
Lumen Maintenance	L70 @ 150,000 hours (25° C)
Mounting	30° swivel mounting feet included, 90° mounting foot optional
Finish	White
Material	Aluminum body, polycarbonate lens
Ambient Operating Temperature	-4° F to 113° F (-20° C to 45° C)
IP Rating	IP20, dry location
IK Rating	IK06, protection against 1 joule impact
Fixture Connectors	5 Conductor AC + 0-10V connector, units are directly linkable - 5" optional jumper included
Warranty	5 Years, limited
Weight	<b>1':</b> 0.4 lbs (0.18 kg), <b>4':</b> 1.6 lbs (0.73 kg)
Dimensions	<b>L:</b> 12" / 48" <b>W:</b> 1.4" <b>H:</b> 1.7" (L: 305 / 1220 W: 35 H: 43mm)
Certifications	  

## ORDER CODES

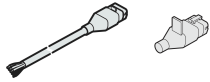
### APC # # - APC#



†Units include on-board switchable color, but we will preset your preference on the units before shipment.

## RELATED COMPONENTS

### Feed Cables & End Cap (required)



#### APCFC10

*10' Feed Cable for Adapt Cove + End Cap*

Multi-pin connector to bare wire AC + 0-10V

#### APCFC50

*50' Feed Cable for Adapt Cove + End Cap*

Multi-pin connector to bare wire AC + 0-10V

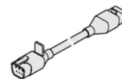
#### APCEC

*End Cap for Adapt Cove*

One required per line of fixtures

### Link Cables (optional)

5" jumper included with every fixture



#### APCLC1

*1' Link Cable for Adapt Cove*

Multi-pin connector to multi-pin connector

#### APCLC5

*5' Link Cable for Adapt Cove*

Multi-pin connector to multi-pin connector

#### APCLC10

*10' Link Cable for Adapt Cove*

Multi-pin connector to multi-pin connector

### Junction Box (optional)



#### AJBOX1

*IP66 NEC compliant high+low voltage junction box*

1/2" conduit inputs for AC + DMX, 3/4" conduit for APCFC##

Built in AC surge protection up to 10kV & 10kA

## Optional Control Accessories



UDM-W

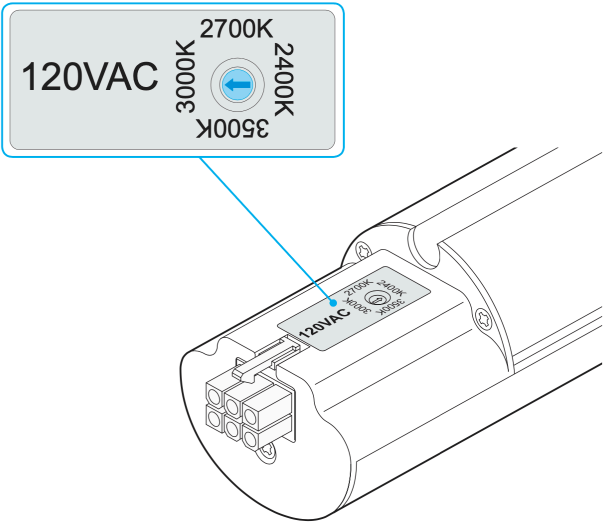
## Optional Mounting Accessories



## DIMENSIONS



## MANUAL CCT ADJUSTMENT



## PHOTOMETRICS

Color	Lumens(per foot)	Max Candela	Efficacy (l/pw)	CRI (white)	TM30
<b>2400K, 1'</b>	381	132	79	91.6	88.8
<b>2700K, 1'</b>	402	138	83	92.3	88.4
<b>3000K 1'</b>	435	149	90	92.7	88.0
<b>3500K 1'</b>	453	153	94	92.6	86.7